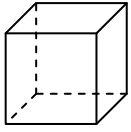




Usa il diagramma per identificare le facce, i vertici e le superfici delle forme

Risposte

1)



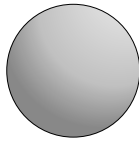
cube

facce: _____

vertici: _____

spigoli: _____

2)



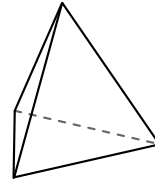
sfera

facce: _____

vertici: _____

spigoli: _____

3)



piramide triangolare

facce: _____

vertici: _____

spigoli: _____

1. _____

2. _____


3. _____

4. _____

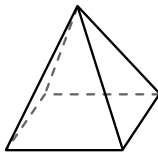
5. _____

6. _____

4)



sfera



piramide rettangolare

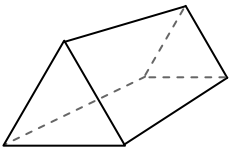
Quale forma ha più facce?

A.sfera

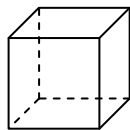
B.piramide rettangolare

C.Entrambi hanno lo stesso numero di facce.

5)



prisma triangolare



cube

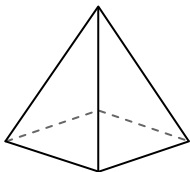
Quale forma ha più vertici?

A.prisma triangolare

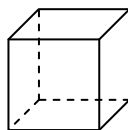
B.cube

C.Entrambi hanno lo stesso numero di vertici.

6)



piramide rettangolare



cube

Quale forma ha più spigoli?

A.piramide rettangolare

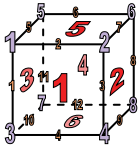
B.cube

C.Entrambi hanno lo stesso numero di spigoli.



Usa il diagramma per identificare le facce, i vertici e le superfici delle forme

1)



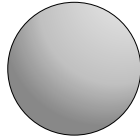
cube

facce: 6

vertici: 8

spigoli: 12

2)



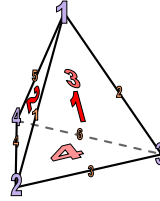
sfera

facce: 1

vertici: 0

spigoli: 0

3)




piramide triangolare

facce: 4

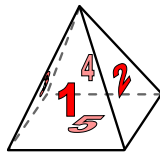
vertici: 4

spigoli: 6

4)



sfera



piramide rettangolare

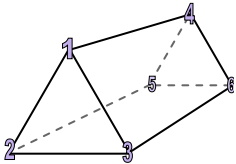
Quale forma ha più facce?

A.sfera

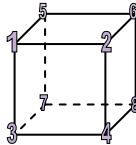
B.piramide rettangolare

C.Entrambi hanno lo stesso numero di facce.

5)



prisma triangolare



cube

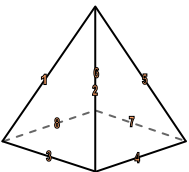
Quale forma ha più vertici?

A.prisma triangolare

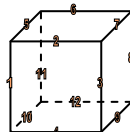
B.cube

C.Entrambi hanno lo stesso numero di vertici.

6)



piramide rettangolare



cube

Quale forma ha più spigoli?

A.piramide rettangolare

B.cube

C.Entrambi hanno lo stesso numero di spigoli.

Risposte

1. 6, 8, 12

2. 1, 0, 0

3. 4, 4, 6

4. B

5. B

6. B