Misurazione e visualizzazione dei dati Nome:

Misura ogni punta ARTICOLO per punta, quindi posiziona i risultati nel grafico a linee.

Es)

1) 

2) 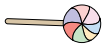

3) 

4) 

5)

6) 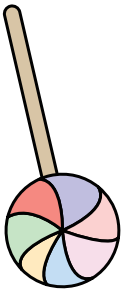

7) 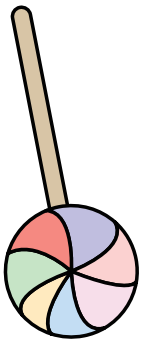

8) 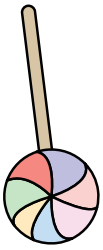

9) 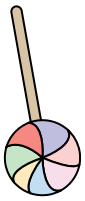

10) 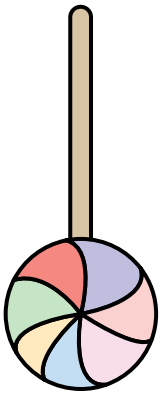

11)

Line Plot							
$\frac{1}{4}$	$\frac{1}{2}$	$\frac{3}{4}$	1	$1\frac{1}{4}$	$1\frac{1}{2}$	$1\frac{3}{4}$	2

Risposte

Es. $\frac{1}{4}$

1. _____
2. _____
3. _____
4. _____
5. _____
6. _____
7. _____
8. _____
9. _____
10. _____
11. _____

1-10	91	82	73	64	55	45	36	27	18	9
11	0									

Misurazione e visualizzazione dei dati Nome: **Soluzioni**

Misura ogni punta ARTICOLO per punta, quindi posiziona i risultati nel grafico a linee.

Es)

1) 

2) 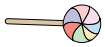

3) 

4) 

5)

6) 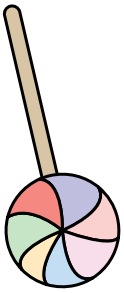

7) 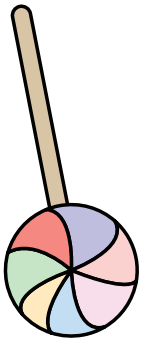

8) 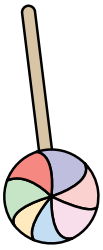

9) 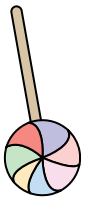

10) 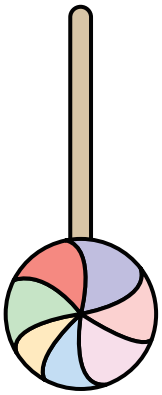

11)

Line Plot

X			X	X			X
X	X	X	X	X	X	X	X
$\frac{1}{4}$	$\frac{1}{2}$	$\frac{3}{4}$	1	$1\frac{1}{4}$	$1\frac{1}{2}$	$1\frac{3}{4}$	2

Risposte

Es.	$\frac{1}{4}$
1.	1
2.	$\frac{1}{2}$
3.	$1\frac{1}{4}$
4.	2
5.	$\frac{3}{4}$
6.	$1\frac{1}{2}$
7.	$1\frac{3}{4}$
8.	$1\frac{1}{4}$
9.	1
10.	2
11.	$\frac{1}{4}$

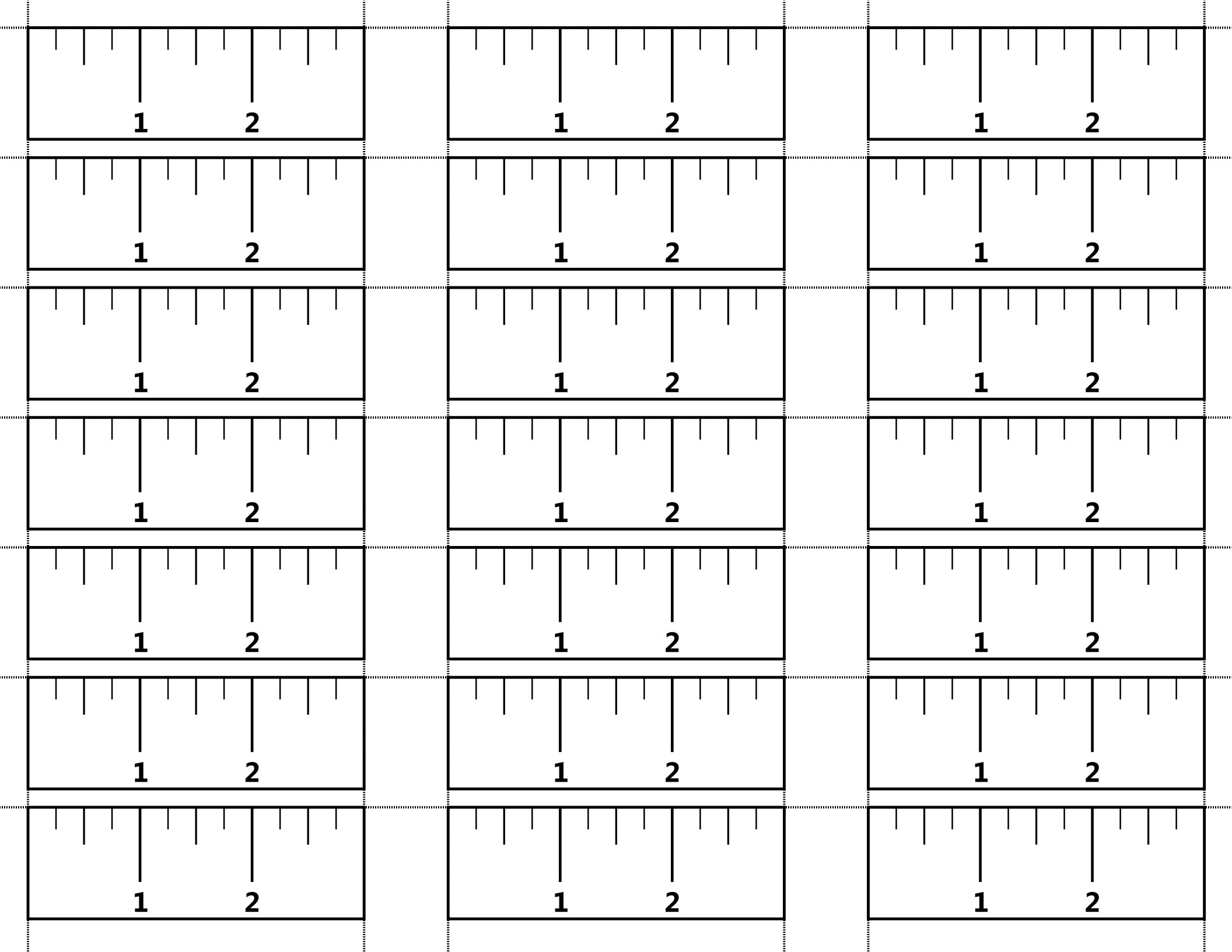
1
2