Misura ogni punta ARTICOLO per punta, quindi posiziona i risultati nel grafico a linee.

Es)

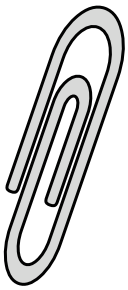

1)



2)



3)

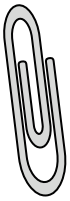

4)



5)

6)

7)



8)

9)



10)

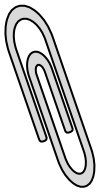

11)

Line Plot							
$\frac{1}{4}$	$\frac{1}{2}$	$\frac{3}{4}$	1	$1\frac{1}{4}$	$1\frac{1}{2}$	$1\frac{3}{4}$	2

Risposte

Es. $1\frac{1}{2}$

1. _____
2. _____
3. _____
4. _____
5. _____
6. _____
7. _____
8. _____
9. _____
10. _____
11. _____

1-10	91	82	73	64	55	45	36	27	18	9
11	0									

Misura ogni punta ARTICOLO per punta, quindi posiziona i risultati nel grafico a linee.

Es)

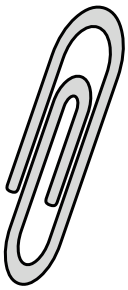

1)



2)



3)

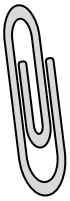

4)



5)

6)

7)



8)

9)



10)

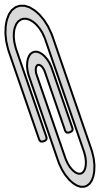

11)

Line Plot

X	X		X		X		
X	X	X	X	X	X	X	X
$\frac{1}{4}$	$\frac{1}{2}$	$\frac{3}{4}$	1	$1\frac{1}{4}$	$1\frac{1}{2}$	$1\frac{3}{4}$	2

Risposte

Es. $1\frac{1}{2}$

1. $1\frac{3}{4}$
2. 2
3. 1
4. $\frac{3}{4}$
5. $\frac{1}{2}$
6. $\frac{1}{4}$
7. $1\frac{1}{4}$
8. $\frac{1}{4}$
9. $1\frac{1}{2}$
10. 1
11. $\frac{1}{2}$

1-10	91	82	73	64	55	45	36	27	18	9
11	0									