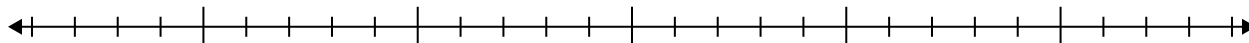
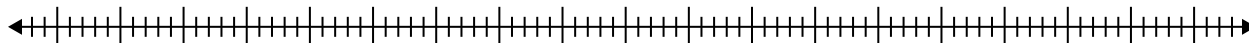


**Crea un box plot dalle serie di numeri.**

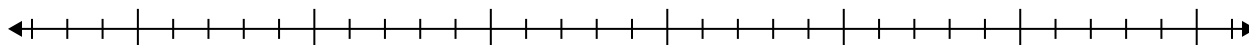
1) 6, 7, 9, 15, 13, 16, 8, 7, 12, 12



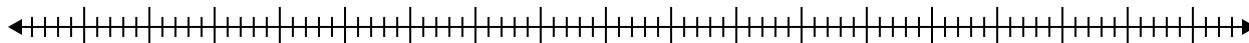
2) 29, 53, 40, 82, 99, 74



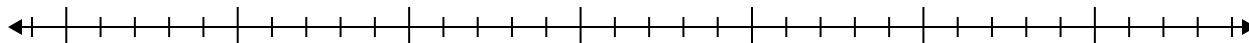
3) 19, 8, 12, 20, 20, 5, 6



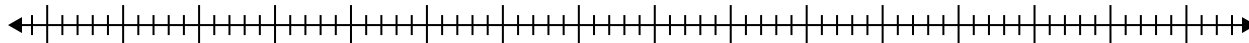
4) 35, 20, 74, 98, 23, 51, 61, 90, 76, 93



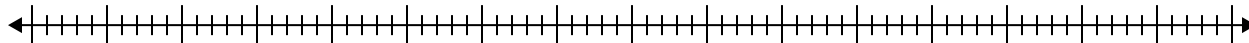
5) 5, 11, 18, 20, 15, 12, 18, 8



6) 83, 40, 64, 48, 31, 74, 73, 32, 58

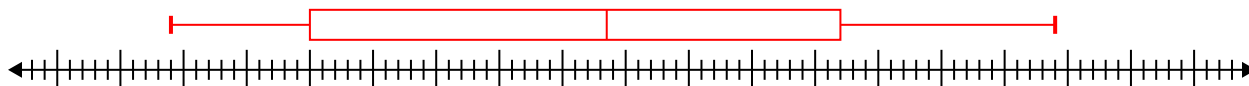
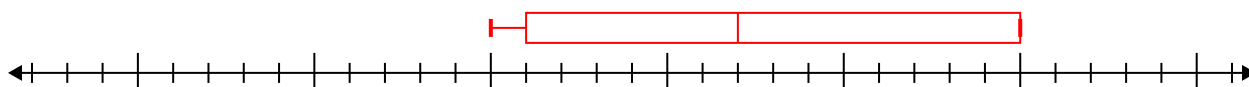
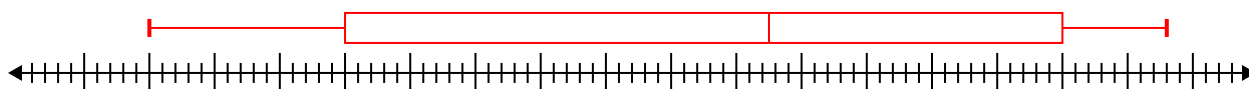
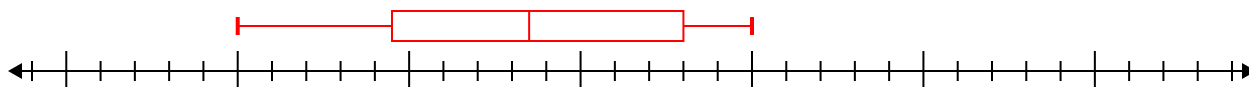
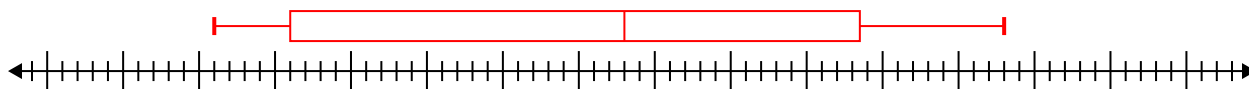


7) 96, 57, 94, 87, 30, 55





Crea un box plot dalle serie di numeri.

1) 6, 7, 9, 15, 13, 16, 8, 7, 12, 12 $\text{Min}=6$ $\text{Max}=16$ $q_1=7$ $Q_2=10.5$ $q_3=13$ 2) 29, 53, 40, 82, 99, 74 $\text{Min}=29$ $\text{Max}=99$ $q_1=40$ $Q_2=63.5$ $q_3=82$ 3) 19, 8, 12, 20, 20, 5, 6 $\text{Min}=5$ $\text{Max}=20$ $q_1=6$ $Q_2=12$ $q_3=20$ 4) 35, 20, 74, 98, 23, 51, 61, 90, 76, 93 $\text{Min}=20$ $\text{Max}=98$ $q_1=35$ $Q_2=67.5$ $q_3=90$ 5) 5, 11, 18, 20, 15, 12, 18, 8 $\text{Min}=5$ $\text{Max}=20$ $q_1=9.5$ $Q_2=13.5$ $q_3=18$ 6) 83, 40, 64, 48, 31, 74, 73, 32, 58 $\text{Min}=31$ $\text{Max}=83$ $q_1=36$ $Q_2=58$ $q_3=73.5$ 7) 96, 57, 94, 87, 30, 55 $\text{Min}=30$ $\text{Max}=96$ $q_1=55$ $Q_2=72$ $q_3=94$ 