



Collega il grafico alla sua tabella.

1)

Persone	
1.000	
6.000	
3.000	
9.000	
10.000	

2)

Persone	
10.000	
3.000	
1.000	
6.000	
9.000	

3)

Persone	
10.000	
1.000	
6.000	
9.000	
3.000	

4)

Persone	
10.000	
6.000	
3.000	
1.000	
9.000	

5)

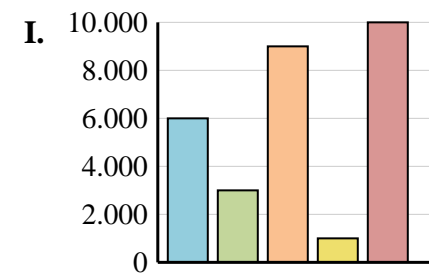
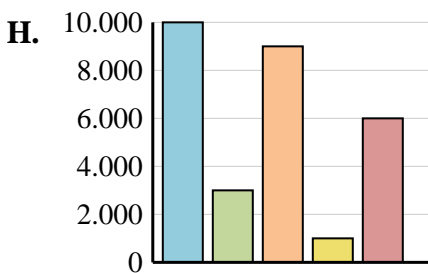
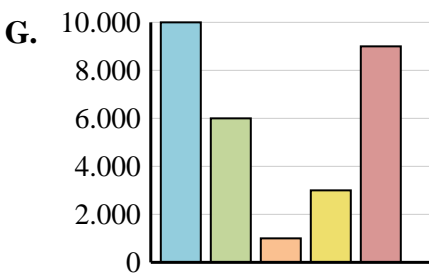
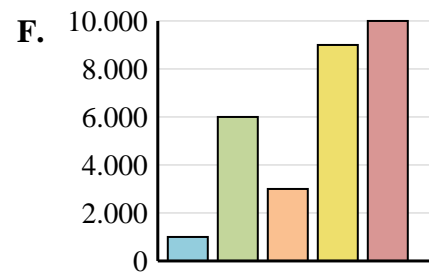
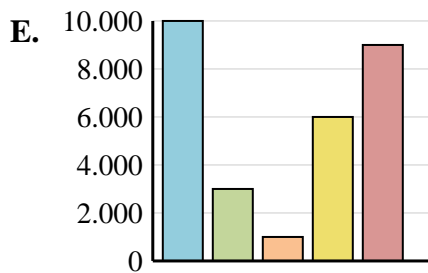
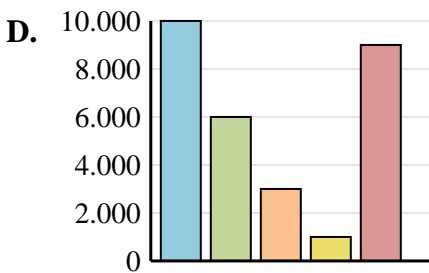
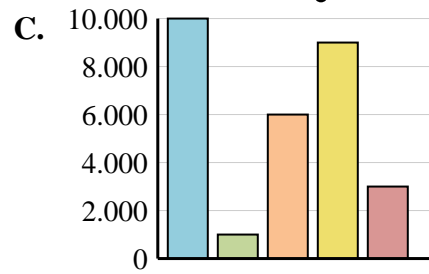
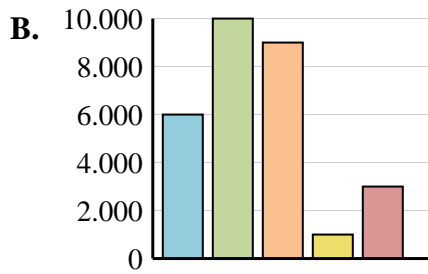
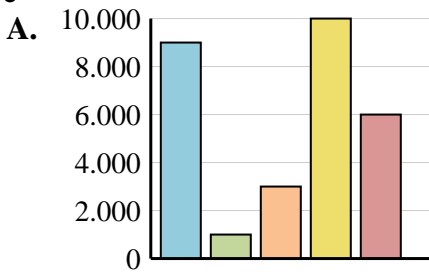
Persone	
10.000	
6.000	
1.000	
3.000	
9.000	

6)

Persone	
10.000	
3.000	
9.000	
1.000	
6.000	

**Risposte**

1. \_\_\_\_\_
2. \_\_\_\_\_
3. \_\_\_\_\_
4. \_\_\_\_\_
5. \_\_\_\_\_
6. \_\_\_\_\_





Collega il grafico alla sua tabella.

1)

Persone	
	1.000
	6.000
	3.000
	9.000
	10.000

2)

Persone	
	10.000
	3.000
	1.000
	6.000
	9.000

3)

Persone	
	10.000
	1.000
	6.000
	9.000
	3.000

4)

Persone	
	10.000
	6.000
	3.000
	1.000
	9.000

5)

Persone	
	10.000
	6.000
	1.000
	3.000
	9.000

6)

Persone	
	10.000
	3.000
	9.000
	1.000
	6.000

**Risposte**

1. **F**

2. **E**

3. **C**

4. **D**

5. **G**

6. **H**

