

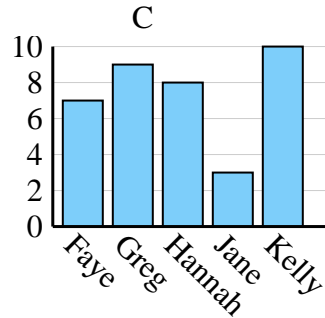
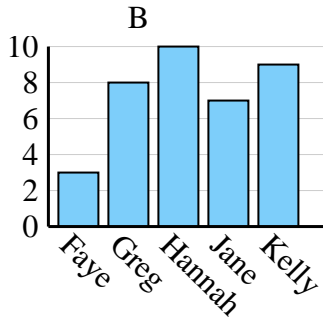
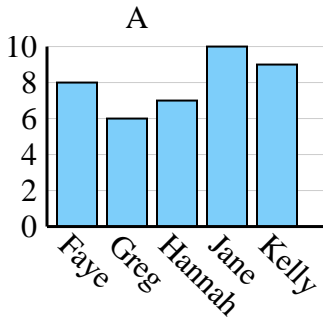


Determina quale grafico (A, B o C) rappresenta meglio le informazioni date nella tabella

Risposte

1)

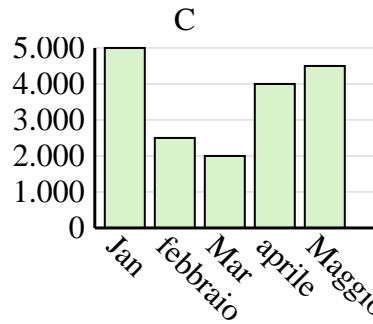
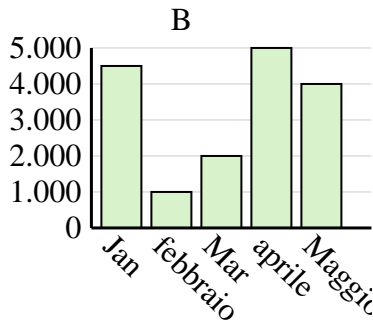
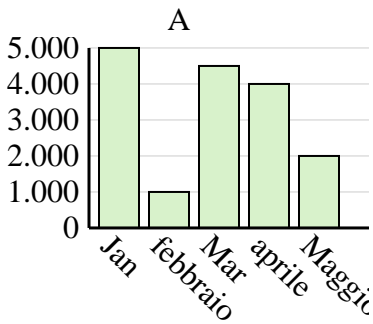
Nome	Faye	Greg	Hannah	Jane	Kelly
Stati in cui vivevano	7	9	8	3	10



1. _____
2. _____
3. _____
4. _____

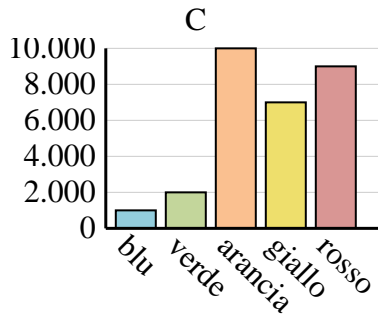
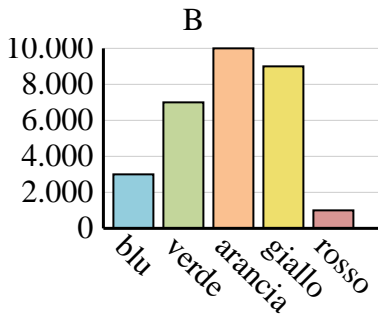
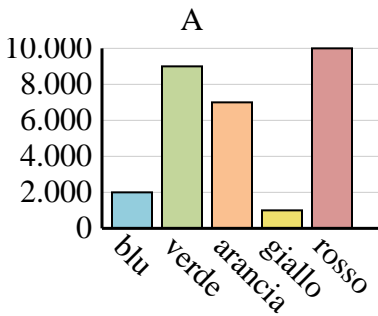
2)

Saldi	Jan	febbraio	Mar	aprile	Maggio
Mese	4.500	1.000	2.000	5.000	4.000



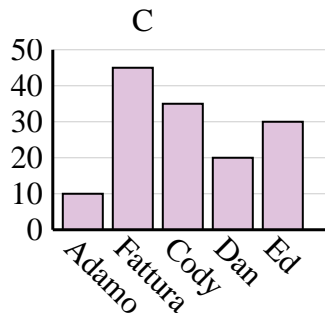
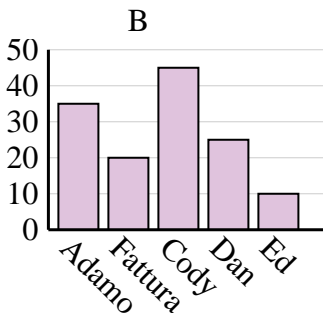
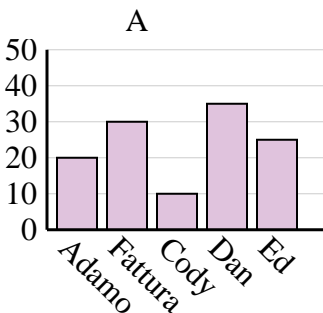
3)

Colore preferito	blu	verde	arancia	giallo	rosso
Le persone	3.000	7.000	10.000	9.000	1.000



4)

Nome	Adamo	Fattura	Cody	Dan	Ed
Punti	10	45	35	20	30

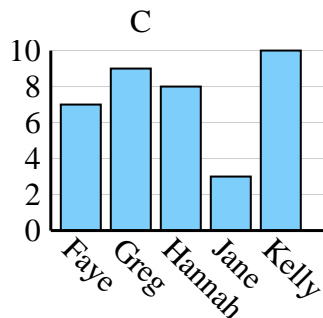
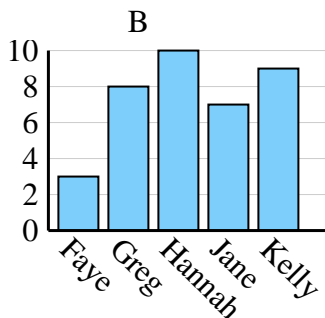
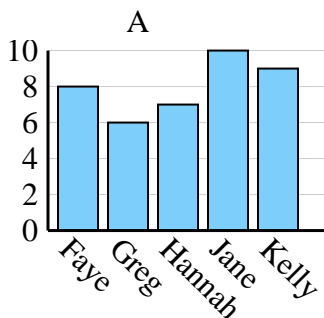




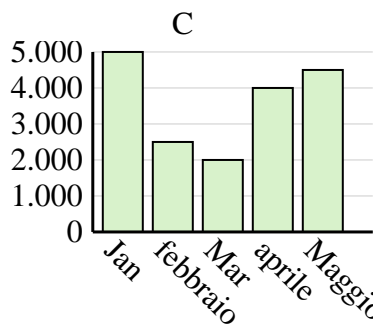
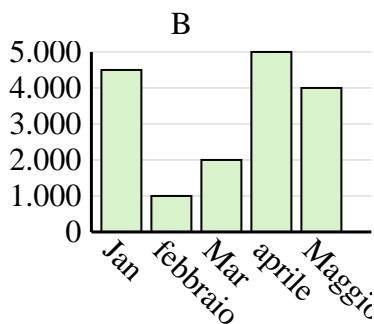
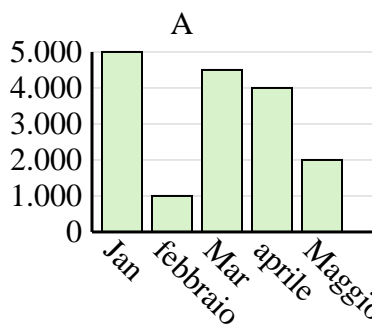
Determina quale grafico (A, B o C) rappresenta meglio le informazioni date nella tabella

Risposte

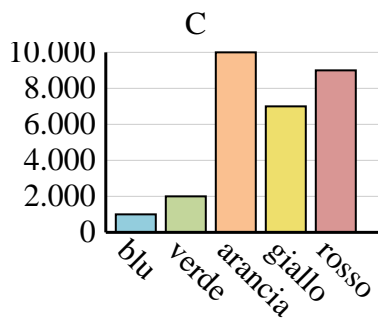
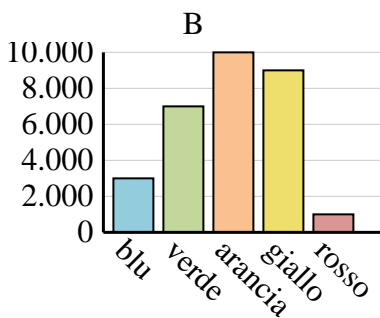
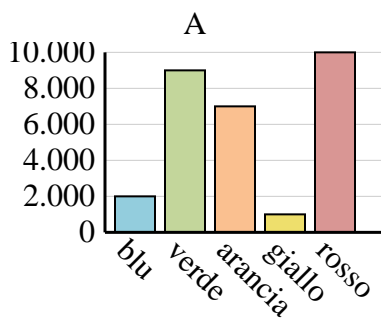
Nome	Faye	Greg	Hannah	Jane	Kelly
Stati in cui vivevano	7	9	8	3	10



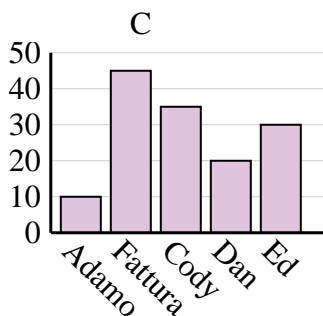
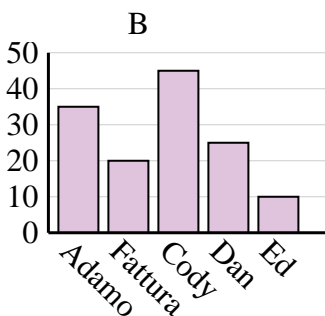
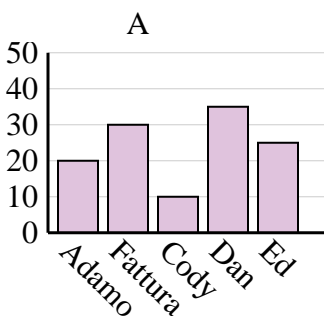
Saldi	Jan	febbraio	Mar	aprile	Maggio
Mese	4.500	1.000	2.000	5.000	4.000



Colore preferito	blu	verde	arancia	giallo	rosso
Le persone	3.000	7.000	10.000	9.000	1.000



Nome	Adamo	Fattura	Cody	Dan	Ed
Punti	10	45	35	20	30



1. **C**
2. **B**
3. **B**
4. **C**