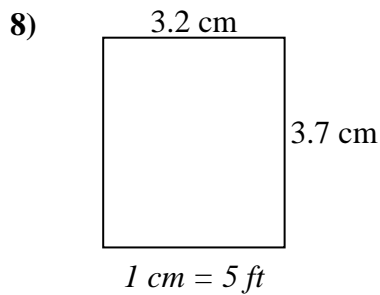
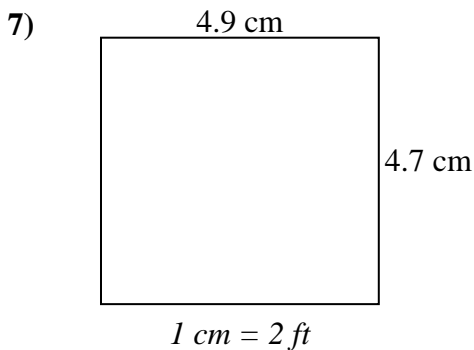
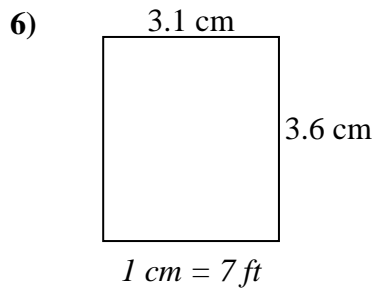
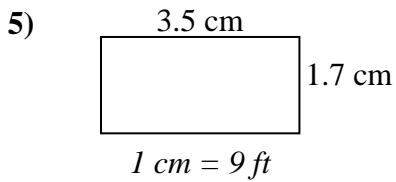
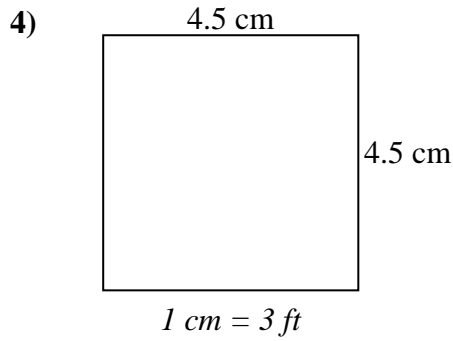
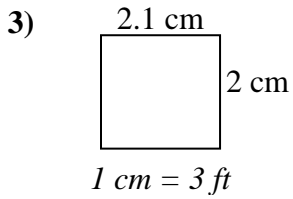
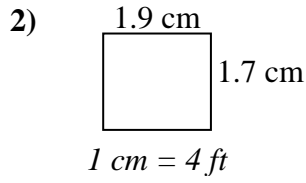
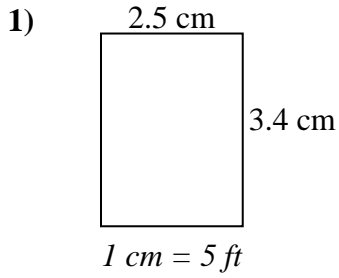




**Determinare la larghezza, l'altezza e l'area effettive di ciascun rettangolo di scala.**

**Arrotonda l'area al numero intero più vicino.**



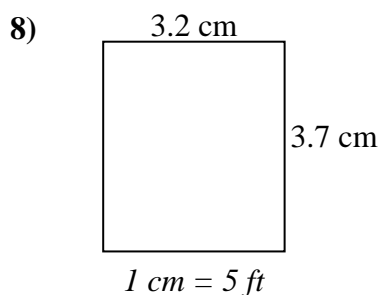
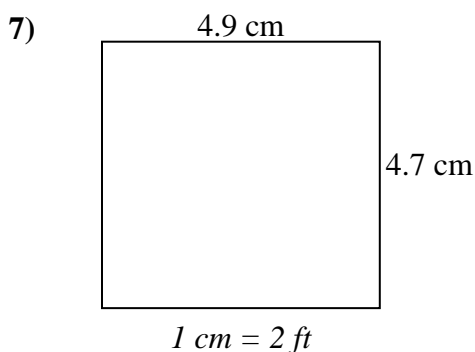
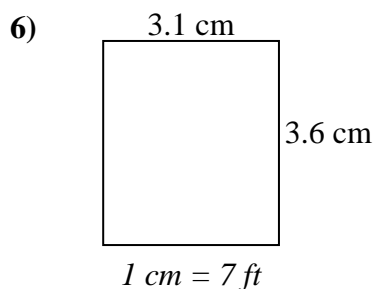
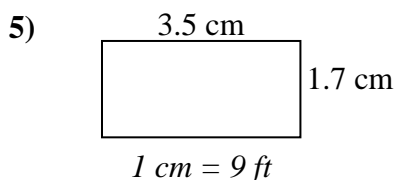
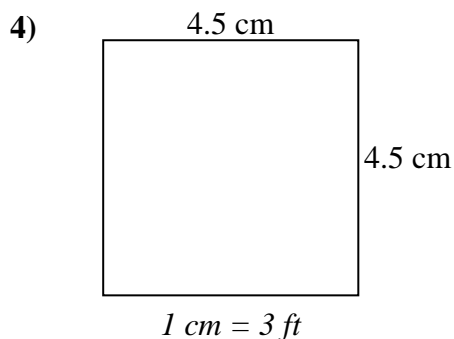
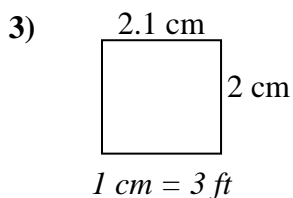
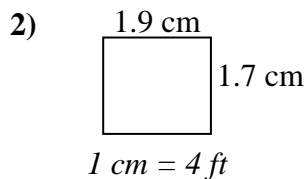
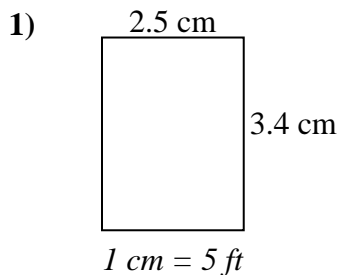
**Risposte**

1. \_\_\_\_\_
2. \_\_\_\_\_
3. \_\_\_\_\_
4. \_\_\_\_\_
5. \_\_\_\_\_
6. \_\_\_\_\_
7. \_\_\_\_\_
8. \_\_\_\_\_



Determinare la larghezza, l'altezza e l'area effettive di ciascun rettangolo di scala.

Arrotonda l'area al numero intero più vicino.



Risposte

|    |             |             |            |
|----|-------------|-------------|------------|
| 1. | <u>12.5</u> | <u>17</u>   | <u>213</u> |
| 2. | <u>7.6</u>  | <u>6.8</u>  | <u>52</u>  |
| 3. | <u>6.3</u>  | <u>6</u>    | <u>38</u>  |
| 4. | <u>13.5</u> | <u>13.5</u> | <u>182</u> |
| 5. | <u>31.5</u> | <u>15.3</u> | <u>482</u> |
| 6. | <u>21.7</u> | <u>25.2</u> | <u>547</u> |
| 7. | <u>9.8</u>  | <u>9.4</u>  | <u>92</u>  |
| 8. | <u>16</u>   | <u>18.5</u> | <u>296</u> |