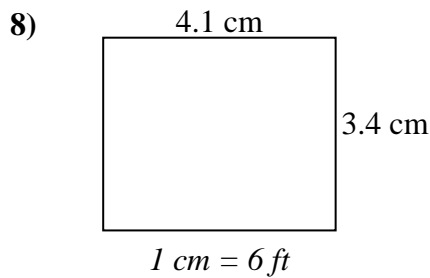
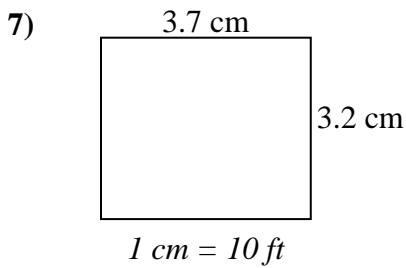
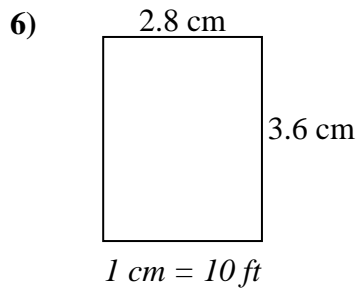
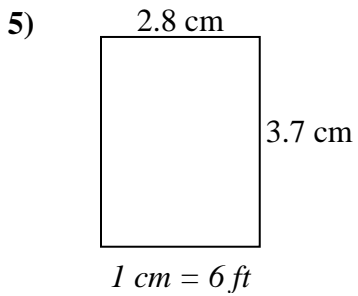
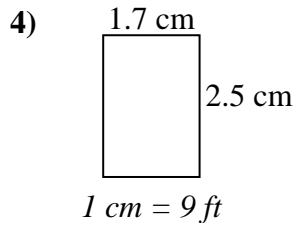
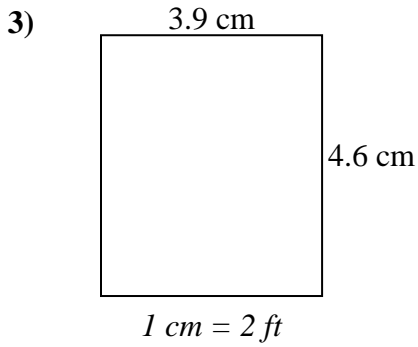
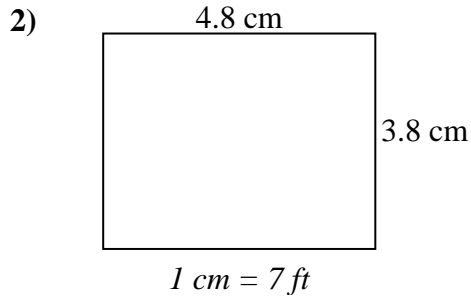
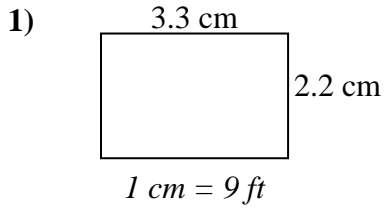




Determinare la larghezza, l'altezza e l'area effettive di ciascun rettangolo di scala.

Arrotonda l'area al numero intero più vicino.



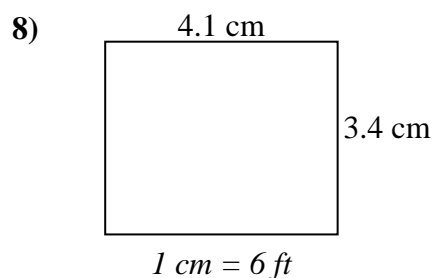
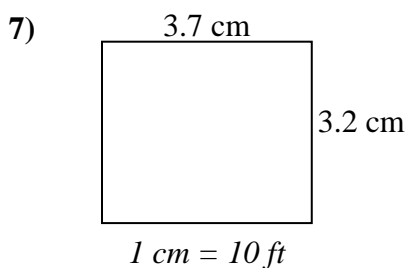
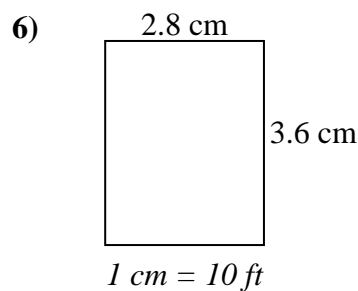
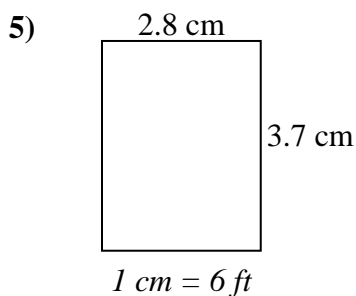
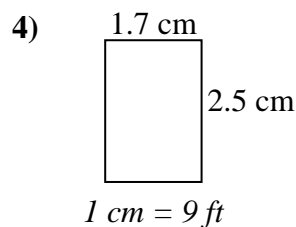
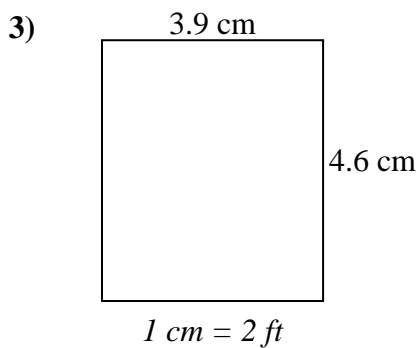
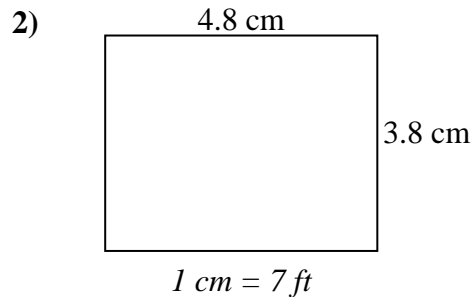
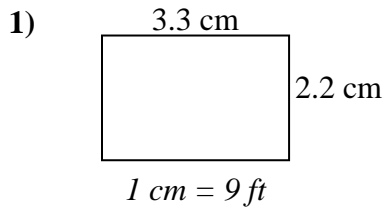
Risposte

1. _____
2. _____
3. _____
4. _____
5. _____
6. _____
7. _____
8. _____



Determinare la larghezza, l'altezza e l'area effettive di ciascun rettangolo di scala.

Arrotonda l'area al numero intero più vicino.

**Risposte**

1.	<u>29.7</u>	<u>19.8</u>	<u>588</u>
2.	<u>33.6</u>	<u>26.6</u>	<u>894</u>
3.	<u>7.8</u>	<u>9.2</u>	<u>72</u>
4.	<u>15.3</u>	<u>22.5</u>	<u>344</u>
5.	<u>16.8</u>	<u>22.2</u>	<u>373</u>
6.	<u>28</u>	<u>36</u>	<u>1.008</u>
7.	<u>37</u>	<u>32</u>	<u>1.184</u>
8.	<u>24.6</u>	<u>20.4</u>	<u>502</u>